

SHRI G. S. INSTITUTE OF TECHNOLOGY AND SCIENCE, INDORE

BALANCE SHEET As on 31st March 2021

FUNDS AND LIABILITIES	RUPEES	ASSETS	RUPEES
GENERAL FUND		FIXED ASSETS [Gross Block]	
Balance as on 1.4.2020	1,75,61,107	Building (Schedule D)	8,99,73,013
Including Stayled Cheques	<u>1,75,61,107</u>	Equipments (Schedule E)	15,97,89,908
		Furniture & Dead Stock (Schedule F)	30,89,709
CORPUS FUND		Library Book (Schedule G)	69,52,209
Created Out of Tuition Fees	3,48,59,816	Students Amenities	1,61,171
Add : Transfer As Per MP Govt. Norms.	<u>18,36,632</u>	Assets - Development Fund (Mat. Test)	2,03,70,498
		Assets - Student Welfare Fund	7,96,537
FUND CREATED OUT OF FEES & OTHER RECEIPT		Assets - Others	27,55,002
Deprecation & Renewal Fund	4,80,04,615	Assets - Acquired from Tution Fees (Schedule H)	20,79,11,190
Maintenance Fund	3,07,28,699	Assets -Acquired from Self Finance Courses (Schedule H.A)	<u>4,75,93,874</u>
Staff Development Fund	2,71,29,548		53,93,93,111
Other Expenses Fund	<u>1,07,97,445</u>	SUNDRY DEPOSITS	
		Munc. Corp., MPEB, Telephone Dept.	10,01,014
OTHER FUNDS		7 years P.O. Sav. Bank Cert. (MPEB)	16,650
National Certificate Course	60,32,002		10,17,664
Property Fund	49,56,80,140	FIXED DEPOSITS WITH BANKS	
Sinking Fund	<u>9,37,413</u>	OBC & HDFC Bank	<u>40,42,56,178</u>
			40,42,56,178
SPECIFIC FUNDS (Schedule A)	17,65,56,800	BANK BALANCES (Schedule I)	
		Institute & Scholarships Accounts	<u>10,53,37,943</u>
STUDENTS FUND (Schedule B)	17,50,51,434		10,53,37,943
OTHER LIABILITIES (Schedule C)		LOANS & ADVANCES (Schedule J)	
Creditors	19,35,002	Loan to Staff (Vehicle, Cycle, House, Festival)	2,83,485
University Fees	3,07,89,398	Advance (Staff & Suppliers)	53,92,776
Staff & Students	93,53,545	Other Advances	<u>7,86,33,468</u>
Caution Money & other Deposits	6,22,76,420		8,43,09,729
Seminar, Research, Fellowship etc.	2,81,51,847	ACCRUED INTEREST	
Others Liabilities	10,52,48,998	Accrued Interest	<u>91,10,771</u>
Student Fees Payable	66,75,953		91,10,771
Bank Overdraft	<u>4,21,736</u>	INCOME AND EXPENDITURE ACCOUNT (DEFICIT)	
		Excess Expenses during the Year 2020-21	<u>12,66,03,154</u>
			12,66,03,154
TOTAL	<u>127,00,28,550</u>	TOTAL	<u>127,00,28,550</u>

Place: Indore

Date: 31/10/2021

Manish Mishra
FINANCE OFFICER
 Shri G.S. Institute of
 Technology & Science
 INDORE (M.P.)

[Signature]
DIRECTOR
 Shri G.S. Institute of
 Technology & Science
 INDORE (M.P.)

AS PER OUR REPORT ATTACHED

For Mahesh C. Solanki & Co.

CHARTERED ACCOUNTANTS, (FRN No. 006228C)

[Signature]
 CA. Rajat Jain (Partner) M. No. 413515



SHRI G. S. INSTITUTE OF TECHNOLOGY AND SCIENCE, INDORE

INCOME AND EXPENDITURE ACCOUNT FOR THE YEAR ENDED 31st March 2021

EXPENDITURE	RUPEES	INCOME	RUPEES
<u>SALARIES & ALLOWANCES - STATE GOVT.</u>		<u>TUTION FEES : State Govt. Courses</u>	
Administration	3,40,54,238	Bachelor of Engineering	11,86,71,997
Teaching & Technical Staff (UG)	15,32,57,587	Bachelor of Pharmacy	92,71,709
Workshop, Lab. and Engg. Staff (UG)	2,96,92,222	Doctor of Philosophy	8,63,500
Maintenance & Other Staff (UG)	1,75,73,646	Master of Science (Appl. Science)	1,90,000
B. Pharmacy	1,61,30,825	Sale of Prospectus	1,30,300
Govt. Gratuity & Encashment of EL	1,57,50,429	Registration Fee	10,10,400
7th Pay Arrears To Non-Teaching	24,16,941	App.fee/Sale of form/Fine and other income	27,88,550
	26,88,75,888		13,29,26,456
		<u>INTEREST FROM SPECIFIC FUNDS:</u>	
<u>PROVIDENT FUND CONTRIBUTION (INSTITUTE)</u>	3,17,84,159	Income from Interest During The Year	2,53,07,558
		Less: Adjust Excess Past Year Interest	2,03,07,270
			50,00,288
		<u>GRANT IN AID : State Govt. Recurring</u>	
<u>MAINTENANCE & REPAIRS</u>		UG Course Grant (Block Grant)	7,23,00,000
M & R Building	8,74,405		7,23,00,000
M & R Electrical	22,76,774	<u>TUTION FEES : Self Finance Courses</u>	
M & R Equipments	15,300	Tution Fee - Bio Medical	1,17,65,484
M & R Vehicles	1,29,870	Tution Fee - I.T.	2,79,65,099
	32,96,349	Tution Fee - Industrial Pharma	16,12,500
<u>OFFICE & ADMINISTRATIVE EXPENSES (Schedule K)</u>	1,44,44,853	Tution Fee - MBA	40,63,706
		Tution Fee - MCA	86,75,190
<u>SELF FINANCE COURSES</u>		Tution Fee - VLSI	25,73,650
Sal - Bio-Medical	70,74,779		5,66,55,629
Sal - Information Technology	1,71,47,940	<u>P.G. COURSES</u>	
Sal - VLSI	5,34,321	Tution Fees M. E. & M. Pharma	1,45,18,020
Sal - MBA	31,32,975		1,45,18,020
Sal - MCA	74,08,818	<u>HOSTELS</u>	
Office & Administrative Expenses (SFC)	1,36,48,322	Hostel Income	8,91,940
	4,89,47,155	Less : Hostel Expenses	(-) 15,16,025
<u>POST GRADUATE COURSES</u>		Loss: Transfer to Hostel Maint. Fund	(-) 6,24,085
Salary-P.G.	4,06,55,143		12,66,03,154
	4,06,55,143	<u>EXCESS EXP. OVER INCOME (CARR. TO BALANCE SHEET)</u>	12,66,03,154
TOTAL	40,80,03,547	TOTAL	40,80,03,547

Place: Indore

Date : 31/10/2021

Manish Mishra
FINANCE OFFICER
 Shri G.S. Institute of
 Technology & Science
 INDORE (M.P.)

Raj
DIRECTOR
 Shri G.S. Institute of
 Technology & Science
 INDORE (M.P.)

AS PER OUR REPORT ATTACHED
 For Mahesh C. Solanki & Co.
CHARTERED ACCOUNTANTS, (FRN No. 006228C)

Raj
CA. Rajat Jain (Partner) M. No. 413515



AUDITOR'S REPORT

To,

The Chairman and the Members of the Governing Body,
Shri G. S. Institute of Technology & Science,
Indore (M.P.)

We have audited the accompanying Financial Statements of Shri Govindram Seksaria Institute of Technology & Science, 23 Park Road, Indore-452003, which comprise the Balance Sheet as at 31st March 2021, and the Income & Expenditure Account for the year ended.

We have conducted our audit in accordance with auditing standards generally accepted in India. An audit includes examining on test basis, evidence supporting the amounts and disclosure in the financial statements. An audit also includes assessing the accounting principles used and significant allocations made by management, as well as evaluating the overall financial statement presentation.

Based on our audit as above, we have to invite your reference to the following:

1. The depreciation on fixed assets is not charged by the institute . It is mandatory to charge depreciation as per accounting standards.
2. The institute is booking the accrued income on fixed deposits incorrectly for past several years due to which the figure of accrued income appearing in the trial balance is inflated by Rs. 2,03,07,270. The excess accrued interest income of Rs. 2,03,07,270 booked incorrectly in previous years has been reversed in the current year.
3. Fixed assets have been shown in the Balance Sheet at original cost. Lost, damaged or serviceable assets should be written off after management's physical verification.



803, Airen Heights, PU-3, Scheme No. 54, Opp. Malhar Mega Mall, A.B. Road, Indore - 452 010 (M.P.) India
Tel : +91-731-2576077, 4075777, 2578777 | Email : info@mcsca.com | Web : www.mcsca.com

Mumbai | New Delhi | Chennai | Surat | Bhopal | Chittorgarh

4. Fee received for specific purposes (except tuition fee) is not credited to Income & Expenditure Account. The amount is directly credited to Specific funds or student funds, as per past practice.

5. AS-12 regarding presentation of grants in financial statements is not followed by the Institute as inferred from past practice. The account of Grants received for specific assets are written off gradually as the asset is created. But as per AS-12 the grant should stand till the useful life of the specific asset.

6. TDS Receivable of Rs. 23,92,226 was appearing in the books & year wise detail of same is as follows -


F.Y.	Amount
(2012-13)	4,91,500
(2013-14)	1,39,126
(2014-15)	2,53,843
(2015-16)	2,54,617
(2016-17)	2,28,828
(2017-18)	2,02,087
(2018-19)	5,28,533
(2019-20)	2,93,692
Total Income Tax (TDS)	23,92,226

As the institute do not file its return of income on its PAN thus the institute cannot claim the refund of tds receivable .

The above amount of tds receivable has been written off due to non recoverability & also the tds receivable for current year has not been claimed in the books .

7. Input Tax Credit appearing on the gst portal is not in proximity with the books of accounts & also there is no proper system of availing input tax credit in the institute.

8. IGST, CGST & SGST payable appearing in other current liabilities schedule has been actually paid through the Input tax credit & therefore no such liability should appear in the books of institute.



9. Institute is not filing return of income on the PAN of institute but the same is been filed by society on its PAN thus the institute is not able to claim the refund of tds deducted . Also now after the insertion of Section 206AB by the Finance Act 2021 the TDS will be deducted at twice the rate specified in the act or 5% whichever is higher in case of any payment made to the institute

10. The employees are given advances in their name for academic purposes. Entries regarding such expenses are passed on receipt of supporting (bills). The advances stand debited for months with no procedure regarding recovery of such amounts. In few cases even the employees have left the institute and the amounts stand unrecovered

11. There is a large amount of sundry debtors due for recovery since last 10 years or more but no efforts has been made for the recovery of dues.

For Mahesh C. Solanki & Co.
Chartered Accountants
(Firm Reg. No. - 006228C)



CA. Rajat Jain

Partner

M No.- 413515

Place: Indore

Date: October 31 , 2021

UDIN : 21413515AAAAQP5962



SCHEDULE "A"

PARTICULARS	Amount in Rs.			Page No. 3
	Op. Balance	Oth. Rec.	Payments	Cl. Balance
SPECIFIC FUNDS				
Building Development Fund	2,76,29,015	1,78,31,354	1,89,63,546	2,64,96,823
Canteen Maintenance Fund	17,01,255	3,42,800	8,72,355	11,71,700
College Development (ICAUTO-95) Fund	1,81,684	-	92,506	89,178
Computer Stationery Fund	88,70,609	17,14,000	45,47,280	60,37,329
Contingency Reserve Fund	4,23,549	-	2,15,653	2,07,896
E.D. Cell Fund	2,70,227	-	1,37,588	1,32,639
Employees Benefit Fund	5,043	1,76,117	15,000	1,66,160
Examination Development Fund	57,47,484	13,02,100	29,26,370	41,23,214
Golden Jubilee Fund	3,09,625	10,000	1,57,648	1,61,977
Hostel Electricity Maintenance Fund	14,94,832	27,300	7,61,404	7,60,728
Hostel Equipment Maintenance Fund	3,82,298	-	1,94,650	1,87,648
Hostel Maintenance Fund	1,22,76,835	-	75,31,876	47,44,959
Hostel Services & Activities Fund	4,77,533	-	2,43,139	2,34,394
Infrastructure Fund	14,93,739	44,560	7,60,547	7,77,752
Institute Development (Student Fee) Fund	5,90,49,230	2,11,90,080	3,18,32,711	4,84,06,599
Institute Examination Fund	5,15,18,156	1,73,76,400	3,67,95,452	3,20,99,104
NRI Student Hostel Building Fund	1,81,48,262	10,000	92,40,309	89,17,953
P.G. Student Development Fund	3,78,06,998	54,98,500	2,37,43,774	1,95,61,724
Pro. for Capital Escalation etc. Exp.Fund	5,20,253	-	2,64,890	2,55,363
PTDO Fund	68,43,372	16,34,288	34,84,349	49,93,311
Reserve Fund PTDC (Institute)	2,02,583	46,000	1,03,146	1,45,437
Res. Fund for Sal. Staff Notice Pay	7,98,106	52,578	4,06,361	4,44,323
Special Development (Material Testing)	15,60,850	12,12,455	26,31,349	1,41,956
Stationary and Printing Fund	90,46,779	8,61,200	46,06,228	53,01,751
Student Welfare (Institute) Fund	34,60,550	-	17,61,962	16,98,588
Self Finance Course Bio-Medical Egg	11,10,440	-	5,65,388	5,45,052
Self Finance Course I.T.	23,02,271	-	11,72,217	11,30,054
Self Finance Course Indus.Pharma	7,55,196	-	3,84,513	3,70,683
Self Finance Course MCA	20,22,612	-	10,29,826	9,92,786
Self Finance Course VLSI	3,56,351	-	1,81,439	1,74,912
Self Finance Course-P.T.D.C.	60,71,575	3,91,950	45,98,711	18,64,814
TOTAL SPECIFIC FUNDS	26,28,37,312	6,97,21,682	16,02,22,187	17,23,36,807
PRIZE FUNDS				
Ashok Rishi Gold Medal	62,265	3,113	-	65,378
Best Teach.Award Dr.J.P.Shrivastava	1,03,307	5,165	-	1,08,472
Chitale Medal	56,683	2,834	-	59,517
Dr. B.S.Phadke Memorial Award	84,270	4,214	-	88,484
Gold Medal Late Dr.Durgesh Joshi	1,14,734	5,737	-	1,20,471
Gold Medal Of Late Shri K.A.Chitale	1,45,618	7,281	-	1,52,899
Gold/Silver Medal Sh. D.M.Vyavahare	1,14,734	5,737	-	1,20,471
Gold/Silver Medal Sh.Kudilal G.S.Mem	29,109	1,455	-	30,564
Hemant Raju Memorial Award	42,070	2,104	-	44,174
Late B.P.Ratnawat Goldmedal(Civ.St)	1,09,303	6,465	-	1,15,768
Late C.S.Bharkatia Memorial Fund	5,23,644	26,182	-	5,49,826
Late Sushila Tripathi Mem.GoldMedal	60,281	3,014	-	63,295
Old Boys Association Gold Medal	53,501	2,675	-	56,176
Plan Arch Gold-Silver (V.Naolekar)	841	42	-	883
Seema Garg Memorial Sch(Ex.Stu.)SGS	1,40,630	7,032	-	1,47,662
SM Dass Gupta Samharo Samiti	1,00,000	1,05,000	-	2,05,000
Gold Medal Of Shri D.M.Tiwari Memo.	21,81,860	1,09,093	-	22,90,953
TOTAL PRIZE FUNDS	39,22,850	2,97,143	-	42,19,993
GRAND TOTAL SCHEDULE "A"	26,67,60,162	7,00,18,825	16,02,22,187	17,65,56,800



SHRI G. S. INSTITUTE OF TECHNOLOGY & SCIENCE, INDORE

As on 31st March 2021

SCHEDULE "B"

Amount in Rs.

Page No. 4

PARTICULARS	Amount in Rs.			Cl. Balance
	Op. Balance	Oth. Rec.	Payments	
STUDENTS FUNDS				
Poor Students Fund	34,22,387	-	2,20,000	32,02,387
Student Aid Fund	69,53,393	3,42,800	6,150	72,90,043
Student Cycle Stand Fund	1,18,90,968	13,53,800	-	1,32,44,768
Student Games Fund	2,95,11,622	81,59,910	3,00,635	3,73,70,897
Student Library Fee Fund	5,91,83,964	70,76,813	-	6,62,60,777
Student Magazine Fund	1,18,92,013	6,85,800	12,450	1,25,65,363
Student Medical Fund	1,74,31,033	10,28,400	18,450	1,84,40,983
Student Social Gathering Fund	1,07,74,775	10,28,400	46,207	1,17,56,968
Student Union Fund	45,82,599	3,42,800	6,150	49,19,249
GRAND TOTAL SCHEDULE "B"	15,56,42,753	2,00,18,723	6,10,042	17,50,51,434



SHRI G. S. INSTITUTE OF TECHNOLOGY & SCIENCE, INDORE

As on 31st March 2021

SCHEDULE "C"

Amount in Rs.

Page No. 5

PARTICULARS**Op. Balance****Oth. Rec.****Payments****Cl. Balance****OTHER LIABILITIES****(A) CREDITORS**

SC/ST Fee Refund	19,35,002	-	-	19,35,002
TOTAL (A)	19,35,002	-	-	19,35,002

(B) UNIVERSITY FEE

University Book Bank (DAVV)	2,98,783	490	-	2,99,273
University Handi. Stu. Aid Fund (DAVV)	3,22,341	2,940	-	3,25,281
University Sports Fee (DAVV)	16,29,253	4,900	-	16,34,153
University Stu. Accident Fee (DAVV)	3,68,201	2,940	-	3,71,141
University Welfare Fund (DAVV)	7,37,820	4,900	-	7,42,720
	33,56,398	16,170	-	33,72,568

University Adventure Activity Fee (RGPV)	4,67,400	35,420	680	5,02,140
University Cultural Fee (RGPV)	13,11,519	89,062	1,755	13,98,826
University Dev. Fee(RGPV)	1,70,73,555	12,39,700	23,800	1,82,89,455
University Enrollment Fee (RGPV)	18,350	7,700	1,100	24,950
University Eligi. & Imag. Fee (RGPV)	1,98,096	7,31,900	7,05,550	2,24,446
University Sports Fee (RGPV)	23,95,985	1,77,100	3,400	25,69,685
University Student Welfare Fund (RGPV)	37,75,975	3,89,620	7,480	41,58,115
University Union Fee (RGPV)	2,32,301	17,198	286	2,49,213
	2,54,73,180	26,87,700	7,44,050	2,74,16,830

TOTAL (B)	2,88,29,578	27,03,870	7,44,050	3,07,89,398
------------------	--------------------	------------------	-----------------	--------------------

(C) STAFF AND STUDENTS


Award of P.G. Studentship	12,97,875	-	-	12,97,875
Merit Student Scholarship	6,52,594	-	-	6,52,594
Sixth Pay Arrear AICTE Teachers	45,51,124	-	-	45,51,124
Teachers Welfare Fund [Instt. Exam]	25,10,168	1,96,723	-	27,06,891
Unpaid Exam Remuneration	18,250	-	-	18,250
Unpaid Salary & Wages	1,03,436	-	-	1,03,436
Unpaid Tutionfee To Greencard Holde	23,375	-	-	23,375

TOTAL (C)	91,56,822	1,96,723	-	93,53,545
------------------	------------------	-----------------	----------	------------------

(D) CAUTION MONEY & OTHER DEPOSIT

Caution Money PMSKDS A/C	3,500	-	-	3,500
Hostel Caution Money	87,44,890	2,500	2,89,500	84,57,890
Institute Caution Money	4,42,94,921	73,14,920	34,31,125	4,81,78,716
Lav Kush Vihar Rental Deposit	12,400	-	-	12,400
Library Caution Money	4,09,377	-	-	4,09,377
Earnest Money (Instt.)	16,40,521	-	-	16,40,521
Earnest Money (TEQIP)	45,000	-	-	45,000
Security Deposit	28,48,892	8,15,998	1,35,874	35,29,016

TOTAL (D)	5,79,99,501	81,33,418	38,56,499	6,22,76,420
------------------	--------------------	------------------	------------------	--------------------



SHRI G. S. INSTITUTE OF TECHNOLOGY & SCIENCE, INDORE


As on 31st March 2021

SCHEDULE "C"

Amount in Rs.

Page No. 6

PARTICULARS	Op. Balance	Oth. Rec.	Payments	Cl. Balance
(E) SEMINAR RESEARCH FELLOWSHIP ETC				
[I] CSIR/JRF/SRF/RAS Scheme				
AICTE-National Fello of M.Bafna	1,29,000	-	-	1,29,000
CSIR/JRF/SRF/RAS Scheme	3,83,434	-	-	3,83,434
CSIR/SRF Harneet Kaur	81,171	-	-	81,171
CSIR/SRF Of Aroakia Babu	1,95,370	-	-	1,95,370
CSIR/SRF Of Ravikant Choubey	1,00,936	-	-	1,00,936
CSIR/SRF/of Sheetal Kapoor	82,156	-	-	82,156
CSIR/SRF/of Shri Om prakash Choudhary	99,768	-	-	99,768
CSIR/SRF/of Shri Arun Gupta	2,01,900	-	-	2,01,900
JRF Of Mrs. Revathi A Gupta	80,162	-	-	80,162
SRF/JRF/DST Proj. Mrs. Dr. P.Sen	6,893	-	-	6,893
SRF of Shri C. Karthikeyan	38,811	-	-	38,811
TOTAL [I] CSIR/JRF/SRF/RAS Scheme	13,99,601	-	-	13,99,601
[II] CRS Project				
CRS AICTE ANIL SHARMA	5,49,334	5,71,000	9,71,815	1,48,519
CRS AICTE BALMUKUND DHAKAR	11,02,390	6,35,500	16,82,885	55,005
CRS AICTE CHANDRA KANT SINGH TEKAM	11,84,162	3,79,000	14,30,298	1,32,864
CRS AICTE DEEPTI CHAUDHARY	9,22,755	5,93,000	15,04,926	10,829
CRS AICTE DR. RAM YADAV	16,88,309	2,19,000	18,31,856	75,453
CRS AICTE DR.FOZIA AZIZ	7,04,798	9,09,000	14,57,369	1,56,429
CRS AICTE DR.SONAM MANDHANI	6,02,457	3,22,316	8,75,947	48,826
CRS AICTE DR.VAIBHAV KOUTU	7,99,380	2,90,000	8,67,135	2,22,245
CRS AICTE LEELADHAR NAGDEVE	1,66,295	2,23,750	3,10,912	79,133
CRS AICTE PURUSHOTTAM GANGSAR	11,35,931	1,25,000	12,59,806	1,125
CRS AICTE SAKSHA SHINDE	2,09,964	2,40,000	1,38,060	3,11,904
CRS AICTE SWARNIM SONI	7,67,800	7,91,500	14,98,500	60,800
CRS AICTE VEERENDRA SHRIVASTAVA	3,59,677	1,95,500	5,14,864	40,313
CRS AICTE YOGESH SARIYA	2,32,377	1,89,000	2,32,747	1,88,630
TOTAL [II] CRS Project	1,04,25,629	56,83,566	1,45,77,120	15,32,075
[III] SC/ST Schemes				
Book Bank SC Top Ten Scheme Student	30,000	-	-	30,000
SC/ST Book Bank (Tribal Welfare)	31,259	-	-	31,259
SC/ST Book Bank a/c	1,87,755	-	-	1,87,755
ST/SC DTE Special Coaching	17,84,138	-	-	17,84,138
ST/SC PET Coaching	5,16,000	-	-	5,16,000
ST/SC Saghan Coaching	4,77,458	-	-	4,77,458
ST/SC Singhdwar Yojana	5,96,000	-	-	5,96,000
TOTAL [III] SC/ST Schemes	36,22,610	-	-	36,22,610



SHRI G. S. INSTITUTE OF TECHNOLOGY & SCIENCE, INDORE

As on 31st March 2021

SCHEDULE "C"**Amount in Rs.**

Page No. 7

PARTICULARS**Op. Balance****Oth. Rec.****Payments****Cl. Balance****[IV]Seminar Research Fellowship Etc.**

AICTE RPS Dr. T.R.Saini	-	15,06,470	-	15,06,470
AICTE RPS GRANT Dr.J.T.Andrews	11,82,000	-	1,79,423	10,02,577
AICTE Samriddhi Sch.Dr.M.L.Jain	12,40,000	-	11,35,000	1,05,000
AICTE Scheme Prerana Dr B.S.More	8,27,491	-	8,27,491	-
AICTE Semi.Proj. Grant Dr.T.R.Saini	59,708	-	-	59,708
AICTE SPICES Gr. Of Surendra Gupta	-	2,00,000	-	2,00,000
AICTE(MODROBS)Dr.Manak Jain	1,18,898	-	-	1,18,898
C.P.F. [Pratima Sen]	1,145	-	-	1,145
Carrier Award Sanjeev Choudhary	1,43,872	-	-	1,43,872
CEPGrt.Dr.Abhay Jain & Dr.P.K.Dutta	1,55,976	-	-	1,55,976
CISCO CEP PROGRAMME	8,18,454	-	-	8,18,454
Class Project [NCERT]	18,995	-	-	18,995
DST-OCT On A Chip Dr.J.T.Andrews	17,70,161	3,50,000	21,03,660	16,501
Early Faculty Inducaton Prog.	50,000	-	-	50,000
Earth Quake Engg.Education Trg.Prg.	20,000	-	-	20,000
EFIP A/c (AICTE)	10,000	-	-	10,000
Emrgin Tech.Woman-2002(V.Tare/S.Kum	30,409	-	-	30,409
Faculty Dev. Prog.(Dr.W.U.Khan)	10,818	-	-	10,818
FIST AICTE Project	60,50,000	-	-	60,50,000
G.S.I. Project (Dr.S.K.Soni)	6,400	-	-	6,400
GIAN Proj.Dr.N.S.Sapre	15,000	-	-	15,000
IIM DTE Grant (Rs.5 Lacs)	1,12,114	-	-	1,12,114
ISTE Workshop (Mrs. U. Thakar)	2,373	-	-	2,373
ISTE-Green Buil.Awarness-(U.Thakar)	3,000	-	-	3,000
M.M.J.K.Y.	2,80,015	-	-	2,80,015
Machla Project (ECO-SAN)	4,540	-	-	4,540
Media Centre Of Dr.R.S.Tare	7,030	-	-	7,030
MODROB AICTE Sh.Manoj Choukse	-	17,17,647	-	17,17,647
MODROB Dr. Vineet Singh	-	18,50,700	-	18,50,700
MODROB Dr.Vinod Pare	10,00,000	-	-	10,00,000
MODROB Scheme DR.B.R.Rawal	14,72,222	-	14,72,222	-
MRP Project Of Smt.Pratima Sen	98,605	-	-	98,605
National Progm.On Earthquake(NPEEE)	1,10,927	-	-	1,10,927
National Workshop(Maths.Teqip II)	33,800	-	-	33,800
Organized National Science Day-2009	14,193	-	-	14,193
RPS AICTEProj.M.Chouksey(5.41Lakh)	34,473	-	34,473	-
S.S.S. Impact	93,143	-	-	93,143
Safety & Test Ride(S.B.Purohit) A/c	20,000	-	-	20,000
Seminar & Fellowship Of Diff.Sub.	16,82,083	-	-	16,82,083
SERB DST Proj.Sh.Vinod Pare	-	27,50,000	-	27,50,000
SERB DST Tare Grant Dr.Vineet Singh	-	2,82,702	1,67,403	1,15,299
SGSITS.SC PMS	-	1,50,000	-	1,50,000
SPDPScheme Dr.Basant Agrawal2016-17	2,47,059	16,516	2,63,575	-
STTP PROG.Dr.J.T.Andrews	3,00,000	-	-	3,00,000
Stu.HIV Non Nucleoside Cord N.Sapre	2,087	-	-	2,087



SHRI G. S. INSTITUTE OF TECHNOLOGY & SCIENCE, INDORE

As on 31st March 2021

SCHEDULE "C"

Amount in Rs.

Page No. 8

PARTICULARS	Op. Balance	Oth. Rec.	Payments	Cl. Balance
Study Of Opt.Prot.Of Sem.Quant.Dots	1,33,694	-	-	1,33,694
Symposium On Value Education A/C	19,502	-	-	19,502
TEQIP II-STTP	13,000	-	-	13,000
Training To Sub-Engineers	4,739	-	-	4,739
Tran.To Engg.Staff(Dr.S.M.Narulkar)	81,041	-	-	81,041
UGC-DAE CSR Of Dr.P.K.Sen A/C	43,264	-	-	43,264
Unnat Bharat Abhiyan(Dr.M.L.Jain)	40,560	-	40,560	-
Women Sci. Sch.(DR.Nilanaja Jain)	1,25,076	-	-	1,25,076
World Bank Project [Recurring]	4,89,466	-	-	4,89,466
Young Scientist Cong.Dr.J.T.Andrews	8,65,345	1,63,884	10,29,229	-
TOTAL [IV]Sem. Res. Fello. Etc.	1,98,62,678	89,87,919	72,53,036	2,15,97,561
TOTAL E [I+II+III+IV] Sem. Res. Fello. Etc.	3,53,10,518	1,46,71,485	2,18,30,156	2,81,51,847

(F) OTHER LIABILITIES

(I) Misc-Liabilities

Accreditation DTE UG Course A/c	4,74,772	-	-	4,74,772
B.Pharmacy Form (VPP Mandal DTE)A/c	3,089	-	-	3,089
Central Sec.Top-10 SC Sch. (11-12)	6,00,481	-	-	6,00,481
Central Sec.Top-10 SC/ST Sch.(7-8)	46,079	-	-	46,079
Central Sector Sch.ST(2013-14)	15,343	-	-	15,343
Central Sector Top Clas.SC Stu20-21	-	6,51,350	-	6,51,350
CGST 9%	14,64,514	6,42,835	25,242	20,82,107
Consultancy	1,24,90,910	35,23,897	39,69,805	1,20,45,002
Counselling A/c	-	4,85,100	-	4,85,100
Dist. Edu. Prog. IIT Bom (Com.Eng.)	38	-	-	38
Drainage Line Nirman A/C	80,074	-	-	80,074
DST GIS Project Dr.S.K.Soni	65,383	-	-	65,383
DST Inspire Aditi Garg	-	9,24,655	4,73,135	4,51,520
Faculty DEv.Prog.Dr. Sunita Varma A	22,500	-	-	22,500
FLAG DAY 2019	17,940	1,550	17,940	1,550
FLAG DAY 2021	-	3,390	-	3,390
French Language	35,000	-	11,000	24,000
GIS A/c	69,110	31,19,873	29,36,366	2,52,617
GIS Claims	12,00,000	72,11,945	79,04,633	5,07,312
Green Card Holders(Tution Fee)A/C	91,16,948	-	1,53,756	89,63,192
Guest House A/c	14,08,659	-	13,753	13,94,906
IGST 18%	24,654	52,206	-	76,860
Interest Due From PF Trust SGSITS	22,03,901	-	-	22,03,901
Internet Fee/Fund	4,54,38,908	49,23,710	73,800	5,02,88,818
Janbhagidari Lawn Tennis Court Nirma	11,37,000	-	11,37,000	-
M.M.Kaushal Samvardhan Y.(B.S.More)	27,22,306	-	-	27,22,306
M.M.Kaushal Yojna (Neeraj.K.Jain)	27,86,750	-	-	27,86,750
Migration/Provisional Cert. Fees	9,35,900	-	2,00,000	7,35,900
MMJKY(Mukhya Mantri Jankalyan Yojna	-	2,90,950	-	2,90,950
Mukhya Mantri Jan Kalyan Yojna	-	9,11,500	9,01,855	9,645
National Juicial Academy Bhopal	20,355	-	-	20,355



SHRI G. S. INSTITUTE OF TECHNOLOGY & SCIENCE, INDORE

As on 31st March 2021

SCHEDULE "C"

Amount in Rs.

Page No. 9

PARTICULARS	Op. Balance	Oth. Rec.	Payments	Cl. Balance
N.S.S. (DAVV) Indore	11,136	-	11,136	-
New Guest House A/C	4,77,250	12,500	-	4,89,750
Nice Clean Services(ST)	6,470	-	-	6,470
OSA Fund For Library	22,500	-	-	22,500
Out Side Material Testing	42,56,054	19,22,108	10,29,549	51,48,612
PM Gram Sadak Yojana(V.Tare)	15,71,000	28,46,614	14,43,651	29,73,963
Prof. Ajit Jain Equipment	54,760	-	-	54,760
Professional Tax	625	8,16,954	8,17,579	-
Red Ribbon Club A/C	4,000	4,000	4,000	4,000
SCHOLARSHIP (FDR)	2,39,667	-	-	2,39,667
Seminar On NSTE 2012	1,13,490	-	-	1,13,490
SEROSOFT (TEQIP-II)	23,43,760	-	-	23,43,760
SGST 9%	14,64,514	6,42,835	25,242	20,82,107
Shree Gangour Food Prod.(I) P.Ltd.	22,957	-	-	22,957
SMDP-C2SD (E&I Dept.)	15,64,136	2,95,294	17,85,144	74,286
TEQIP S.G.S.I.T.S. A/c	1,32,530	-	-	1,32,530
Tribal Welfare Dptt.Distric Indore	18,26,590	-	-	18,26,590
Tution Fees M.B.A. (DTE) A/c	27,000	-	-	27,000
Unpaid Arrears(Teaching)	16,94,539	-	-	16,94,539
VAT A/C	5,061	-	-	5,061
Withheld Amount	40,466	7,000	32,574	14,892
Total (I) Misc-Liabilities	9,82,59,119	2,92,90,265	2,29,67,160	10,45,82,223

(II) Outside Exam/Scholarship A/c

Exams Outside A/c	3,00,408	-	-	3,00,408
Outside Scholarship	3,03,607	-	-	3,03,607
Post Metric Scholarship A/c	62,760	-	-	62,760

Total (II) Outside Exam/Scholarship A/c	6,66,775	-	-	6,66,775
--	-----------------	----------	----------	-----------------

TOTAL (F) (I+II) OTHER LIABILITIES	9,89,25,894	2,92,90,265	2,29,67,160	10,52,48,998
---	--------------------	--------------------	--------------------	---------------------

(G) STUDENT FEES PAYABLE

Excess Fee Refund	18,15,710	14,92,088	2,49,300	30,58,498
Student Account (As per Ledger)	3,07,799	2,34,831	39,175	5,03,455
Tution Fees With RGPV Bhopal	31,14,000	-	-	31,14,000


TOTAL (G)	52,37,509	17,26,919	2,88,475	66,75,953
------------------	------------------	------------------	-----------------	------------------

(H) BANK OVERDRAFT

Corpus Fund OBC S/B(09112011001776)	5,40,455	30,85,079	32,03,812	4,21,722
OD-OBC Bank A/c NO. 9115015001928	4,516	-	4,516	-
SBI Current A/c(53001740247)	590	22	598	14

TOTAL (H)	5,45,561	30,85,101	32,08,926	4,21,736
------------------	-----------------	------------------	------------------	-----------------

GRAND TOTAL SCHEDULE "C"	23,79,40,384	5,98,07,781	5,28,95,266	24,48,52,899
---------------------------------	---------------------	--------------------	--------------------	---------------------




SCHEDULE "D"

Amount in Rs.

Page No. 10

PARTICULARS	Amount in Rs.			Cl. Balance
	Op. Balance	Oth. Rec.	Payments	
<u>DETAILS OF BUILDING AND MAJOR REPAIRS</u>				
Building - Out of Government Grants				
<u>Building - Main Block</u>				
Block No.1	7,29,719	-	-	7,29,719
Block No.2	3,72,710	-	-	3,72,710
Block No.3	8,02,017	-	-	8,02,017
Total Building - Main Block	19,04,446	-	-	19,04,446
<u>Building - Extension</u>				
Industrial Engg.	8,74,115	-	-	8,74,115
Electronics and Instrumentation	44,23,334	-	-	44,23,334
New Hostel Block No.1	5,04,048	-	-	5,04,048
New Hostel Block No.2	2,48,880	-	-	2,48,880
New Hostel Block No.4	40,49,103	-	-	40,49,103
Cold Storage (HE Lab.)	32,144	-	-	32,144
Additional Intake	12,67,239	-	-	12,67,239
Additional Hostel Building	43,47,191	-	-	43,47,191
Girls Hostel SC/ST No. II	73,20,339	-	-	73,20,339
Total Building - Extension	2,30,66,393	-	-	2,30,66,393
<u>Building Others</u>				
Pharmacy Block	40,99,024	-	-	40,99,024
Computer Science	11,42,063	-	-	11,42,063
Girls Hostel with Water Supply	28,33,222	-	-	28,33,222
New Hostel No.3 (Girls)	31,317	-	-	31,317
Special Additional to Flooring	1,92,285	-	-	1,92,285
Asphalting of Main Road (DTE)	80,712	-	-	80,712
Addition of Lab. (DTE)	34,440	-	-	34,440
Dismantling of Central Hall	5,95,788	-	-	5,95,788
Compound Wall	6,03,920	-	-	6,03,920
High Voltage Lab.	25,22,941	-	-	25,22,941
Specific Repairing to Flooring	6,42,035	-	-	6,42,035
Total Building Others	1,27,77,747	-	-	1,27,77,747
<u>Building - Academic</u>				
Auditorium	27,32,095	-	-	27,32,095
Canteen Ist Floor	8,22,141	-	-	8,22,141
Stricter Lab.	11,31,410	-	-	11,31,410
Total Building - Academic	46,85,646	-	-	46,85,646



SCHEDULE "D"

Amount in Rs.

Page No. 11

PARTICULARS	Op. Balance	Oth. Rec.	Payments	Cl. Balance
Others Building				
Construction of Compound Wall	1,53,334	-	-	1,53,334
Constriction Elex. & TC.	57,533	-	-	57,533
Chokidar Hutment Megadoot & wire fanc.land	1,55,499	-	-	1,55,499
Readers Quarter 8 Nos.	2,17,275	-	-	2,17,275
GI Sheet in roof Central Workshop	2,97,003	-	-	2,97,003
Girls Hostel	12,61,252	-	-	12,61,252
Opto Electronics M.Tech. Cat	17,06,470	-	-	17,06,470
Tube Well DTE	1,08,282	-	-	1,08,282
Electrification in IPE	35,292	-	-	35,292
Water Supply DTE	58,277	-	-	58,277
Lecturers Quarter	4,09,406	-	-	4,09,406
PG Environment Engg.	4,65,265	-	-	4,65,265
New Compound Wall	1,81,183	-	-	1,81,183
Campus Streets Light	1,06,037	-	-	1,06,037
Electronics	10,36,066	-	-	10,36,066
Repairing of Flooring (Estt.Section)	76,984	-	-	76,984
O.B.C. (Bank Building)	19,54,153	-	-	19,54,153
Flooring of Chemistry Lab.	98,691	-	-	98,691
DTE Guest House Grant	66,717	-	-	66,717
Cycle Stand Parking Shed	1,56,726	-	-	1,56,726
Indoor Stadium Type II (Institute Resources)	11,38,360	-	-	11,38,360
Parking Shed Cycle Stand	74,529	-	-	74,529
Electrification work of Building Elex.	64,600	-	-	64,600
Spl.Repair Admi.Central Hall Auditorium	17,97,142	-	-	17,97,142
Motor Pump Water Supply Rs.1 Lacs DTE Grant	1,08,907	-	-	1,08,907
Total Other Building	1,17,84,983	-	-	1,17,84,983
Building out of Govt. Grants/Tuition Fees				
Garage	4,73,987	-	-	4,73,987
Computer Sc. I Floor and Water Tank	11,88,293	-	-	11,88,293
Water Resources Lab. (PHE)	4,36,565	-	-	4,36,565
World Bank	16,85,436	-	-	16,85,436
Floor (Women Polytechnics)	2,00,450	-	-	2,00,450
Toilet Block Const.(Janbhgidari)	20,75,787	-	-	20,75,787
SC/ST Hostel (AICTE)	2,01,66,293	-	-	2,01,66,293
Total Building out of Govt. Grants/T. Fees	2,62,26,811	-	-	2,62,26,811
Building Residential				
Accommodation No.1	4,62,453	-	-	4,62,453
Accommodation No.2	7,55,080	-	-	7,55,080
Accommodation No.3	8,16,887	-	-	8,16,887
Accommodation No.4	10,79,818	-	-	10,79,818
Accommodation No.5	9,99,931	-	-	9,99,931
Accommodation No.6	16,78,780	-	-	16,78,780
Guest House (Kali Kothi)	2,36,522	-	-	2,36,522
Lavkush Vihar (Building Dev. Fund)	34,38,420	-	-	34,38,420
Guest House (Instt. Building)	59,096	-	-	59,096
Total Building Residential	95,26,987	-	-	95,26,987
GRAND TOTAL SCHEDULE "D"	8,99,73,013	-	-	8,99,73,013

SCHEDULE "E"

Amount in Rs.

Page No. 12

PARTICULARS**Op. Balance****Oth. Rec.****Payments****Cl. Balance****EQUIPMENTS****EQUIPMENT CENTRAL GOVT. GRANT****Equipment Special Scheme Central Govt.**

ADE Noise Source Identification IEEE AICTE	4,95,966	-	-	4,95,966
AICT-CED Dev.of Geoinformatics (Dr.Narulkar)	4,48,285	-	-	4,48,285
Eq-AICTE RPS GRANT Dr.J.T.Andrews	-	-	97,419	97,419
AICTE(Marg)Dr.M.L.Jain20.94L	8,51,591	-	-	8,51,591
AICTE(MODROBS)Dr.J.T.Andrews	8,42,160	-	-	8,42,160
AICTE(MODROBS)Dr.M.L.Jain(6lac	4,81,102	-	-	4,81,102
AICTE(MODROBS)Dr.S.K.Jain	17,03,989	-	-	17,03,989
AICTE - Industrial Inst.Part Sale II PC	1,70,934	-	-	1,70,934
Automation Office Dev.	4,67,705	-	-	4,67,705
Central Workshop	15,52,851	-	-	15,52,851
Centre for Art. Int. & Robotics	17,56,420	-	-	17,56,420
Comp.Aided Deg.of Anti Hipper Ten. Ag.(SCC)	8,22,124	-	-	8,22,124
CRS AICTE Anil Sharma	-	-	52,002	52,002
CRS AICTE Balmukund Dhakar	-	-	11,58,000	11,58,000
CRS AICTE Chandrakant Tekam	-	-	9,76,652	9,76,652
CRS AICTE Deepti Choudhary	-	-	12,79,757	12,79,757
CRS AICTE Dr. Fozia Aziz	1,32,997	-	10,42,055	11,75,052
CRS AICTE Leeladhar Nagdeve	4,49,580	-	-	4,49,580
CRS AICTE Purshottam Gangsar	-	-	11,59,256	11,59,256
CRS AICTE Ram Yadav	-	-	14,90,000	14,90,000
CRS AICTE Saksha Shinde	-	-	1,32,160	1,32,160
CRS AICTE Sonam Mandhani	-	-	6,00,000	6,00,000
CRS AICTE Swarnim Soni	-	-	14,85,680	14,85,680
CRS AICTE Vaibhav Koutu	-	-	11,24,000	11,24,000
CRS AICTE Yogesh Sariya	1,18,000	-	1,80,417	2,98,417
DAE NLP Project (Opto Mech) P.K.Sen	1,96,980	-	-	1,96,980
Design.& Dev.Transdermal Dry Deli.(R.S.Guad)	8,90,897	-	-	8,90,897
Development of Transportation Lab.	15,10,065	-	-	15,10,065
Distance Education Prog. IIT,Bombay	14,99,785	-	-	14,99,785
DST OCT on A Chip Dr. JT Andrews	-	-	15,52,194	15,52,194
DST Project Dr.P.K.Sen (4 Lacs)	4,57,112	-	-	4,57,112
Electrical Engg. Lab.	15,10,880	-	-	15,10,880
Electronics Lab. (Exp) addl. Intake	10,04,607	-	-	10,04,607
Electronics Lab. Dev. Phase-II	16,00,224	-	-	16,00,224
Elex. and Instr. Phase-II	10,51,923	-	-	10,51,923
Embedded System App.(Ajit Jain,6 Lacs)	5,76,399	-	-	5,76,399
Ergonomic Lab. (I & T)	10,04,942	-	-	10,04,942
Fiber Optic (Dev.) MHRD	52,764	-	-	52,764
Grant Comp. (DAM) AICTE Spl.Sch.Res.Prog.	4,09,320	-	-	4,09,320
I/C Engine and Probe Machine (M.K.Jain)	14,81,241	-	-	14,81,241
IC Engine Lab.	16,71,378	-	-	16,71,378
IIPC(DR.T.R.SAINI B-PH)1.45 Lac	1,29,600	-	-	1,29,600
Installation of Personal Comp.(UGC Grant)	1,35,100	-	-	1,35,100
Lab. Dev. (I&P)	17,38,984	-	-	17,38,984



SCHEDULE "E"

Amount in Rs.

Page No. 13

PARTICULARS	Amount in Rs.			Cl. Balance
	Op. Balance	Oth. Rec.	Payments	
Laser Technology Dev. (MHRD)	11,06,234	-	-	11,06,234
Material Sc. Lab.	13,34,742	-	-	13,34,742
Methodology NLP & Expert System	7,02,105	-	-	7,02,105
Mod of CAD & Graphics Lab. MED (7.5 Lacs)	7,79,706	-	-	7,79,706
Mod of Library P.K.Chande AICTE (7.20 Lacs)	7,47,155	-	-	7,47,155
Mod of Quality Tech.Lab. (3 Lacs) G.Thakar	3,20,003	-	-	3,20,003
Mod. of Chemistry Lab.	6,12,616	-	-	6,12,616
Mod. of Computer Engg. (Dr.P.K.Chande)	9,47,774	-	-	9,47,774
Mod. of Computer Library (Abhay Jain)	1,500	-	-	1,500
Mod. of Laser & Fiber Optics (P.K.Sen)	6,19,189	-	-	6,19,189
Mod. of Prod. Engg. Lab. (Dr.M.L.Neema)	3,61,185	-	-	3,61,185
Mod. of Stru.Dynamic Lab.(Dr.G.C.Bajoria)	4,19,019	-	-	4,19,019
Mod. Scheme Dr.B.R.Rawal	-	-	13,50,000	13,50,000
Mod.of B.Pharmacy	3,30,444	-	-	3,30,444
Mod.of Biomedical & Instrument	6,18,689	-	-	6,18,689
Mod.of Computer Center K.P.Singh (6 Lacs)	6,00,000	-	-	6,00,000
Non-Liner Op.Proc.& Coherent Trn. Off.(PK.Sen)	8,57,456	-	-	8,57,456
Physic & Chemistry Lab. (Modern)	10,39,660	-	-	10,39,660
Plant Tissue Culture Lab.(Dr.SC Chaturvedi)	6,28,586	-	-	6,28,586
Qty.Optical Anly.of Non-opt.BRNS (Dr.P.K.Sen)	25,841	-	-	25,841
R&D Aid for Handicapped Person(Dr.P.K.Chande)	6,58,465	-	-	6,58,465
R&D Aid for Handicapped Person(Dr.PK.Chande)	5,17,519	-	-	5,17,519
R&D Grant EED (Dr.L.D.Arya)	1,41,725	-	-	1,41,725
R&D Grant Dr. S.G. Khaskhedikar 6 Lacs	6,87,533	-	-	6,87,533
R&D Proj. B.K. Gandhi	1,61,575	-	-	1,61,575
R&D Spl. Sch. AICTE Shri S.G.Kaskhediker	7,28,997	-	-	7,28,997
Research & Dev. Grant (Dr. B.Sarkar)	5,00,639	-	-	5,00,639
RPS AICTEProj.M.Chouksey(5.41Lakh)	4,83,092	-	-	4,83,092
Spl.Man Power for VLSI Design(MC Shrivastava)	5,22,301	-	-	5,22,301
Structural Dynamic lab.	15,03,375	-	-	15,03,375
Structural Engg. Lab.	15,02,275	-	-	15,02,275
Tap Tech Proj. Dr. T.R. Saini (15 lacs)	22,45,464	-	-	22,45,464
Tap. Tec. Project Dr. P.K. Sen (AICTE)	4,86,430	-	-	4,86,430
UGC Proj. Of Dr.P.Trivedi	2,11,721	-	-	2,11,721
Total Equipment Special Scheme Cent. Govt.	4,96,18,920	-	1,36,79,592	6,32,98,512

Equipment Development Scheme- II

Computer Facilities (Comp. Centre)	15,31,350	-	-	15,31,350
Elx. & Instt. Prod. Design Facility	5,19,541	-	-	5,19,541
Maint. Engg. (Lab. Dev.)	6,00,000	-	-	6,00,000
Elect. Engg. Lab. (Dev.)	13,38,781	-	-	13,38,781
Applied Mechanics Lab.	10,40,505	-	-	10,40,505
Machine Dynamic Lab.	5,00,000	-	-	5,00,000
Computing Facility & Software	8,50,698	-	-	8,50,698
Management Edu. Dev. Cell	5,01,004	-	-	5,01,004
Civil Engg., & App.Mach. Energy Rec.	4,94,988	-	-	4,94,988
Micro Comp.Appl. (Ind & Prod. El.Engg.)	8,59,071	-	-	8,59,071



SCHEDULE "E"

Amount in Rs.

Page No. 14

PARTICULARS	Amount in Rs.			Cl. Balance
	Op. Balance	Oth. Rec.	Payments	
Survey Lab. (Modern)	5,41,650	-	-	5,41,650
Fluid Mech. & Hydro. turbo (Modern)	10,25,705	-	-	10,25,705
Data Comm. Lab. (Elx. & TC)	11,09,111	-	-	11,09,111
Graph Network & HW-Comp.Engg. (Mod.)	10,81,315	-	-	10,81,315
Feb. of Alloys & Studies	10,54,022	-	-	10,54,022
Fluid Mech. and Machinery Lab.	5,85,623	-	-	5,85,623
Total Equipment Development Scheme- II	1,36,33,364	-	-	1,36,33,364

Equipment Network Scheme

Power Electronics Lab.	5,57,402	-	-	5,57,402
Water Resource Lab.	4,25,682	-	-	4,25,682
Metrology Lab. (I & P)	5,09,105	-	-	5,09,105
Heat Transfer Lab. (Mech.)	5,37,095	-	-	5,37,095
Environmental Engg. Lab. (Civil)	5,22,277	-	-	5,22,277
Vibration and Noise Control (Mech.)	6,33,942	-	-	6,33,942
Power System Lab. (Elect.)	6,04,642	-	-	6,04,642
Rock Machine Lab. (Civil)	5,00,343	-	-	5,00,343
Refrigeration & Air Condi. Lab.(MED)	5,57,749	-	-	5,57,749
R & D Proj. Dr. P. Trivedi	4,967	-	-	4,967
Total Equipment Network Scheme	48,53,204	-	-	48,53,204

OTHER EQUIPMENTS

AICTE (RPS) M. L. Jain Rs.18.70 Lac	16,76,614	-	-	16,76,614
Augmentation of Mobile Sc. Mat. Sc.	10,41,730	-	-	10,41,730
Automatic Engg. Emission control	8,08,925	-	-	8,08,925
CCD-Camera Based Automation	8,49,245	-	-	8,49,245
Computer Application CAD/CAM	10,00,582	-	-	10,00,582
Computer Engg. (PG)	11,01,568	-	-	11,01,568
Continuing Education Programme	3,55,603	-	-	3,55,603
Continuing Education Programme(NANCE)	19,547	-	-	19,547
Dev.of Advance Commn.Lab.P.D.Vyavhare(7.0lac)	7,00,001	-	-	7,00,001
Development of CAD/CAM	15,69,678	-	-	15,69,678
Electronics Lab. Phase-II	10,02,629	-	-	10,02,629
Energy Saving Tech. for Elect.	1,00,000	-	-	1,00,000
Equipments AS400 Computer Dev.(PK Chande)	7,32,546	-	-	7,32,546
Estab.of LINUX based ATM N/w Lect.Time.	3,00,000	-	-	3,00,000
High Voltage Lab. Modern.	36,78,235	-	-	36,78,235
Instrumentation State Govt.	2,74,442	-	-	2,74,442
M.Tech. Opto Elx.	20,75,244	-	-	20,75,244
Man-Machine Interface	15,258	-	-	15,258
Manpower Development Fiber Optic	19,90,185	-	-	19,90,185
Metholosis Foreman M. Interface	7,00,251	-	-	7,00,251
Mod. of Chemistry	5,15,248	-	-	5,15,248
Mod. of Computer Centre	12,19,299	-	-	12,19,299
Mod. of Digital Satellite	9,97,791	-	-	9,97,791
Mod. of Energy Geology Lab.	12,39,827	-	-	12,39,827
Mod. of Prod. Engg. Lab.	8,95,312	-	-	8,95,312
Mod. of Removal Obsolesce Applied	2,49,780	-	-	2,49,780



SCHEDULE "E"


Amount in Rs.

Page No. 15

PARTICULARS	Amount in Rs.			Cl. Balance
	Op. Balance	Oth. Rec.	Payments	
Mod. of Theory Machine Lab.	10,02,310	-	-	10,02,310
Mod. & Removal of Obsolesce B.Pharm	5,00,636	-	-	5,00,636
MRP Proj. (Mrs.M.Tiwari) 6.52Lac	5,18,968	-	-	5,18,968
Network Augmentation of Rob.	5,03,622	-	-	5,03,622
Office Automation	89,990	-	-	89,990
PG Water Resources	4,35,873	-	-	4,35,873
PHE	3,71,898	-	-	3,71,898
Product Design and Dev.	10,00,543	-	-	10,00,543
Quantitative Tech. Lab.	10,03,027	-	-	10,03,027
Real time Knowledge Based Auto PKC	15,47,507	-	-	15,47,507
Remote Sensing Emerging Tech.	44,93,438	-	-	44,93,438
RPS-AICTE Rs.15.20 Lac (T.R.S)	15,20,000	-	-	15,20,000
Strengthening Facilities	10,00,002	-	-	10,00,002
Telematics Information Tech.	8,18,352	-	-	8,18,352
World Bank Incentive	12,83,295	-	-	12,83,295
Total Other Equipments	4,11,99,001	-	-	4,11,99,001

EQUIPMENTS - STATE GOVERNMENT GRANTS

National Certificate Course	3,31,250	-	-	3,31,250
National Diploma Course	5,25,682	-	-	5,25,682
Expansion Scheme (M&E)	15,103	-	-	15,103
Degree Course (M&E)	7,45,838	-	-	7,45,838
Overseas Course	18,150	-	-	18,150
Automatic Telephone Exchange	2,100	-	-	2,100
Physics Lab. (UGC)	17,107	-	-	17,107
Additional Intake (Equ.Lib.Furniture)	5,37,574	-	-	5,37,574
Overhead Project	16,961	-	-	16,961
Chemistry	11,342	-	-	11,342
Modernization (DTE)	5,21,099	-	-	5,21,099
Solar Water Heater (Janbhgidari)	13,41,446	-	-	13,41,446
QIP I (Including Books)	13,35,949	-	-	13,35,949
QIP II (Including Books)	5,95,510	-	-	5,95,510
Electronics and Telecomm.	10,95,499	-	-	10,95,499
Industrial Engg. (UG)	9,78,898	-	-	9,78,898
Computer Sc. (UG)	20,29,984	-	-	20,29,984
Office Equipt. (Franking Machine)	6,955	-	-	6,955
Computer Facilities	7,00,000	-	-	7,00,000
Modernisation and Saj-Sajja	31,026	-	-	31,026
Civil Engg.	1,56,466	-	-	1,56,466
Electronics Typewriter	31,410	-	-	31,410
Cold Storage (Heat Engine Lab)	73,100	-	-	73,100
B.Pharmacy	10,26,798	-	-	10,26,798
Electronics and Instrumentation	9,64,217	-	-	9,64,217
Production Engg.	8,75,223	-	-	8,75,223
5 YDC Expansion Scheme	1,48,320	-	-	1,48,320
Total Equipments State Government Grants	1,41,33,007	-	-	1,41,33,007




SCHEDULE "E"

Amount in Rs.

Page No. 16

PARTICULARS	Amount in Rs.			Cl. Balance
	Op. Balance	Oth. Rec.	Payments	
<u>Equipment Expansion Scheme - II</u>				
Material Testing Lab.	19,845	-	-	19,845
Servo Mechanism Machines	11,276	-	-	11,276
Hydraulic Lab.	33,584	-	-	33,584
Heat Engine Lab.	1,62,427	-	-	1,62,427
Survey Lab.	897	-	-	897
Elx. and TC Expansion Scheme	28,506	-	-	28,506
Cement Testing Lab.	3,412	-	-	3,412
Applied Mach. Lab.	2,063	-	-	2,063
Electric Mechanical Lab.I	1,25,071	-	-	1,25,071
Public Health Engg. Lab.	6,048	-	-	6,048
Road Materials	23,568	-	-	23,568
Chemistry Lab.	57,730	-	-	57,730
Soil Mechanics Lab.	29,229	-	-	29,229
Structural Lab.	1,00,233	-	-	1,00,233
Metrology Lab.	10,528	-	-	10,528
Electric Workshop	46,946	-	-	46,946
Electric Mechanical Lab.II	29,413	-	-	29,413
Electronics Lab.	32,488	-	-	32,488
High Voltage Lab.	63,359	-	-	63,359
Machine tools	66,943	-	-	66,943
National Progg. Earth Quake 15 lac	16,80,059	-	-	16,80,059
Physics Lab.	2,70,426	-	-	2,70,426
Geology Lab.	3,03,017	-	-	3,03,017
Total Equipment Expansion Scheme - II	31,07,068	-	-	31,07,068
<u>EQUIPMENT POST GRADUATE COURSES</u>				
Research Prog. Sch. (N.Kawathekar)	9,50,652	-	-	9,50,652
Computer Engg. Lab. [PG]	5,01,308	-	-	5,01,308
Des.& Syn. CA In.(M.Tiwari 16.64	13,20,725	-	-	13,20,725
Des.Ocular DDS Glaucoma(P.Soni)	14,07,856	-	-	14,07,856
Des.Of Nano Te.DDS (S.Paswan 9)	9,00,000	-	-	9,00,000
Electral Engg.Lab. [PG]	3,34,424	-	-	3,34,424
Industrial Engg. Lab. [PG]	2,48,873	-	-	2,48,873
MCA Lab	17,909	-	-	17,909
Mechanical Engg. [PG]	2,02,058	-	-	2,02,058
Mod. AICTE(L.Purohit 18.80Lac)	18,88,623	-	-	18,88,623
MODROB Dr.R.K.Maheshwari(13 Lac)	11,76,400	-	-	11,76,400
Modrob Of Prof (T.R.Saini)13lacs	13,00,000	-	-	13,00,000
Modrob AICTE Of Prof (T.R.Saini)19lacs	18,68,364	-	-	18,68,364
Modrob-AICTE Proj.(SGK) 8.8 Lacs	10,44,339	-	-	10,44,339
Modrob Dr. Sudhir Tiwari (14.00 Lac)	14,00,000	-	-	14,00,000
Pharmacy [PG]	2,72,756	-	-	2,72,756
Research Prgm.(T.R.Saini)12.76	18,25,117	-	-	18,25,117
Research Prgm.(T.R.Saini)5.50	1,40,371	-	-	1,40,371
RPS AICTE (Dr.S.Tiwari 19Lac)	17,38,485	-	-	17,38,485
Structural Lab. [PG]	2,85,732	-	-	2,85,732
Mod. Of B. Pharmacy Rs. 10 Lakh (TRS)	7,41,760	-	-	7,41,760
Total Equipment Post Graduate Courses	1,95,65,752	-	-	1,95,65,752
GRAND TOTAL SCHEDULE "E"	14,61,10,316	-	1,36,79,592	15,97,89,908



SHRI G. S. INSTITUTE OF TECHNOLOGY & SCIENCE, INDORE


As on 31st March 2021

SCHEDULE "F"

Amount in Rs.

Page No. 17

PARTICULARS	Op. Balance	Oth. Rec.	Payments	Cl. Balance
<u>FURNITURE & DEAD STOCK</u>				
<u>CENTRAL GOVT. GRANTS</u>				
Computer Sc. (PG)	4,393	-	-	4,393
World Bank	8,32,279	-	-	8,32,279
Pharmacy (PG)	1,15,555	-	-	1,15,555
Total Central Govt. Grants	9,52,227	-	-	9,52,227
<u>FURNITURE & DEAD STOCK</u>				
Furniture and Dead Stock (Old Account)	9,947	-	-	9,947
Degree Course (M & E)	46,130	-	-	46,130
National Certificate Course	18,250	-	-	18,250
Expansion Scheme Diploma Course	33,361	-	-	33,361
Hostel Rani Sarai	20,468	-	-	20,468
Overseas Course	2,640	-	-	2,640
New Hostel Block No.1	35,970	-	-	35,970
New Hostel Block No.2	12,872	-	-	12,872
5 YDC Expansion Scheme I	74,767	-	-	74,767
5 YDC Expansion Scheme - II	67,613	-	-	67,613
Games and Sports	490	-	-	490
PTDC	9,468	-	-	9,468
DTE (3.22 Lacs)	3,37,237	-	-	3,37,237
Industrial and Production	1,40,600	-	-	1,40,600
Library	31,240	-	-	31,240
Hostel Ceiling Fans	39,506	-	-	39,506
Computer Science	88,275	-	-	88,275
Room Furnishing	16,377	-	-	16,377
Additional Intake	1,14,449	-	-	1,14,449
B.Pharmacy	1,30,363	-	-	1,30,363
Electronics and Instru.	95,518	-	-	95,518
Furniture DTE Electronics	39,000	-	-	39,000
Hostels	70,640	-	-	70,640
Girls Hostel	2,58,832	-	-	2,58,832
Total Furniture and Dead Stock	16,94,013	-	-	16,94,013
<u>OTHER FURNITURE</u>				
Water Resources Lab.	1,45,734	-	-	1,45,734
Mechanical (PG)	1,65,560	-	-	1,65,560
Office	8,982	-	-	8,982
DTE Hostel	2,247	-	-	2,247
Tribology (PG)	14,664	-	-	14,664
Post Graduate Course	7,332	-	-	7,332
Furniture Self Finance MCA	39,000	-	-	39,000
Almera Purchase (Last Shivram Vasudeo Puranik)	3,400	-	-	3,400
IT Furniture	39,000	-	-	39,000
Information Tech. for Ritore (State Govt) 2 Lac	17,550	-	-	17,550
Total Other Furniture	4,43,469	-	-	4,43,469
GRAND TOTAL SCHEDULE "F"	30,89,709	-	-	30,89,709



SHRI G. S. INSTITUTE OF TECHNOLOGY & SCIENCE, INDORE

As on 31st March 2021

SCHEDULE "G"

Amount in Rs.

Page No. 18

PARTICULARS

Op. Balance Oth. Rec. Payments Cl. Balance

LIBRARY BOOKS**LIBRARY OTHERS**

RC JaII Trust	4,441	-	-	4,441
MCA Books	1,37,823	-	-	1,37,823
G.S. Charity Trust	19,986	-	-	19,986
Total Library Other	1,62,250	-	-	1,62,250

STATE GOVT. GRANTS

Old Accounts	2,657	-	-	2,657
NCC	14,522	-	-	14,522
Degree Course (M & R)	36,366	-	-	36,366
5 YDC Expansion Scheme I & II	3,39,838	-	-	3,39,838
PTDC	39,298	-	-	39,298
UGC Book Bank	6,655	-	-	6,655
State Govt. Books Bank	40,832	-	-	40,832
SC/ST Books	6,16,032	-	-	6,16,032
Computer Science	81,636	-	-	81,636
Industrial Engg.	99,273	-	-	99,273
Remote Sensing	15,000	-	-	15,000
Under Graduate Course	1,33,343	-	-	1,33,343
Additional Intake	10,006	-	-	10,006
Books Against Grant of 0.66 Lacs	66,000	-	-	66,000
SC/ST Book Bank	8,60,980	-	-	8,60,980
Electronics and Inst. Engg.	16,747	-	-	16,747
B.Pharmacy	77,780	-	-	77,780
Modernisation of Library	15,50,127	-	-	15,50,127
Total State Govt. Grants	40,07,092	-	-	40,07,092


CENTRAL GOVERNMENT GRANTS

PG Courses	99,979	-	-	99,979
Pharmacy (PG)	1,34,390	-	-	1,34,390
Mechanical (PG)	66,292	-	-	66,292
Water Resources (PG)	1,39,094	-	-	1,39,094
Total Central Govt. Grants	4,39,755	-	-	4,39,755

OTHER LIB.

World Bank	10,59,823	-	-	10,59,823
Direct Central Assistance	2,00,000	-	-	2,00,000
SC/ST Tribal Welfare (Books)	9,57,575	-	-	9,57,575
PG (PHE) Books	1,19,544	-	-	1,19,544
PG Environmental Engg.	6,170	-	-	6,170
Total Other Lib.	23,43,112	-	-	23,43,112

GRAND TOTAL SCHEDULE - "G"	69,52,209	-	-	69,52,209
-----------------------------------	------------------	---	---	------------------



SHRI G. S. INSTITUTE OF TECHNOLOGY & SCIENCE, INDORE

As on 31st March 2021

SCHEDULE "H"

Page No. 19

PARTICULARS**Amount in Rs. Amount in Rs.****List of Assets Acquired From Tuition Fees****During the Year 2002-2003**

(A) BUILDING	28,42,698
(B) EQUIPMENT	1,15,613
(C) FURNITURE	36,280
Total (A+B+C) Rs.	29,94,591

During the Year 2003-2004

(A) BUILDING	4,75,186
(B) EQUIPMENT	4,67,528
(C) FURNITURE	27,000
(D) LIBRARY BOOKS	21,80,840
Total (A+B+C+D) Rs.	31,50,554

During the Year 2004-2005

(A) BUILDING	15,15,395
(B) EQUIPMENT	16,37,738
(C) FURNITURE	1,02,685
(D) LIBRARY BOOKS	13,77,368
Total (A+B+C+D) Rs.	46,33,186

During the Year 2005-2006

(A) BUILDING	4,34,028
(B) EQUIPMENT	4,09,415
(C) FURNITURE	3,47,152
(D) LIBRARY BOOKS	15,69,203
Total (A+B+C+D) Rs.	27,59,798

During the Year 2006-2007

(A) BUILDING	6,97,077
(B) EQUIPMENT	16,92,199
(C) FURNITURE	1,30,425
(D) LIBRARY BOOKS	1,00,197
Total (A+B+C+D) Rs.	26,19,898



SHRI G. S. INSTITUTE OF TECHNOLOGY & SCIENCE, INDORE

As on 31st March 2021

SCHEDULE "H"

Page No. 20

PARTICULARS**Amount in Rs. Amount in Rs.****During the Year 2007-2008**

(A) BUILDING	12,35,913
(B) EQUIPMENT	28,43,362
(C) FURNITURE	3,83,818
(D) LIBRARY BOOKS	33,07,357
Total (A+B+C+D) Rs.	77,70,450

During the Year 2008-2009

(A) BUILDING	61,43,283
(B) EQUIPMENT	28,59,428
(C) FURNITURE	1,59,057
(D) LIBRARY BOOKS	34,82,794
Total (A+B+C+D) Rs.	1,26,44,562

During the Year 2009-2010

(A) BUILDING	2,27,290
(B) EQUIPMENT	56,94,003
(C) FURNITURE	3,09,743
(D) LIBRARY BOOKS	10,77,890
Total (A+B+C+D) Rs.	73,08,926

During the Year 2010-2011


(A) EQUIPMENT	16,35,775
(B) FURNITURE	2,59,255
Total (A+B) Rs.	18,95,030

During the Year 2011-2012

(A) BOOKS	13,85,133
(B) EQUIPMENT	23,38,519
(C) FURNITURE	2,66,226
Total (A+B+C) Rs.	39,89,878

During the Year 2012-2013

(A) BUILDING	4,57,874
(B) EQUIPMENT	22,55,921
(C) FURNITURE	13,27,246
(D) LIBRARY BOOKS & JOURNAL	24,18,161
Total (A+B+C+D) Rs.	64,59,202



SHRI G. S. INSTITUTE OF TECHNOLOGY & SCIENCE, INDORE

As on 31st March 2021

SCHEDULE "H"

Page No. 21

PARTICULARS**Amount in Rs. Amount in Rs.****During the Year 2013-2014**

(A) BUILDING	2,74,29,204
(B) EQUIPMENT	90,59,797
(C) FURNITURE	56,54,036
Total (A+B+C) Rs.	4,21,43,037

During the Year 2014-2015

(A) BUILDING	3,82,21,718
(B) EQUIPMENT	1,36,63,032
(C) FURNITURE	65,77,975
(D) LIBRARY BOOKS & JOURNAL	30,164
Total (A+B+C+D) Rs.	5,84,92,889

During the Year 2015-16

(A) BUILDING	34,73,302
(B) EQUIPMENT	1,01,29,509
(C) FURNITURE	50,69,234
Total (A+B+C) Rs.	1,86,72,045

During the Year 2016-17

(A) BUILDING	34,40,870
(B) EQUIPMENT	1,42,40,405
(D) LIBRARY BOOKS & JOURNAL	93,347
Total (A+B+C) Rs.	1,77,74,622

During the Year 2018-19


(A) BUILDING	38,62,599
Total (A) Rs.	38,62,599

During the Year 2019-20

(A) BUILDING	14,65,218
Total (A) Rs.	14,65,218

During the Year 2020-21

(A) BUILDING	92,74,705
Total (A) Rs.	92,74,705

GRAND TOTAL SCHEDULE - "H"**20,79,11,190**


SHRI G. S. INSTITUTE OF TECHNOLOGY & SCIENCE, INDORE

As on 31st March 2021

SCHEDULE "H.A."

Page No. 22

PARTICULARS	Amount in Rs.	Amount in Rs.
Self Finance Course : VLSI Design Project As on 31/03/2021		
Opening Balance 2020-21	6,77,306	
Add: During the year 20-21	Nil	6,77,306
Self Finance Course : M.C.A. As on 31/03/2021		
Opening Balance 2020-21	78,88,285	
Add: During the year 20-21	Nil	78,88,285
Self Finance Course : Bio Medical As on 31/03/2021		
Opening Balance 2020-21	35,92,495	
Add: During the year 20-21	Nil	35,92,495
Self Finance Course : Industrial Pharmacy As on 31/03/2021		
Opening Balance 2020-21	23,65,325	
Add: During the year 20-21	Nil	23,65,325
Self Finance Course : P.T.D.C. As on 31/03/2021		
Opening Balance 2020-21	8,42,076	
Add: During the year 20-21	Nil	8,42,076
Self Finance Course : M-Tech Opto Electronics As on 31/03/2021		
Opening Balance 2020-21	51,595	
Add: During the year 20-21	Nil	51,595
Self Finance Course : Information Technology (I.T.) As on 31/03/2021		
Opening Balance 2020-21	70,91,964	
Add: During the year 20-21	Nil	70,91,964
Self Finance Course : M. B. A. As on 31/03/2021		
Opening Balance 2020-21	5,27,385	
Add: During the year 20-21	Nil	5,27,385
ATC (IInd & IIIrd Floor)		1,48,84,199
Girls Hostel (IInd & IIIrd Floor)		96,73,244
GRAND TOTAL SCHEDULE -"H.A"		4,75,93,874




SHRI G. S. INSTITUTE OF TECHNOLOGY & SCIENCE, INDORE

As on 31st March 2021

SCHEDULE "I"

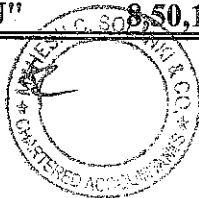
Page No. 23

PARTICULARS	Amount in Rs.	Amount in Rs.
<u>INSTITUTE BANK ACCOUNTS</u>		
Axis Bank Ltd A/c No. 9200-4497	50,893	
Corpus Fund Teqip-II (0911-20123)	83,65,385	
Depreciation Fund OBC (0911- 0574)	7,913	
DirectorSGSITS A/c 09112193000426	30,37,968	
Eq. Rep.Fund Teqip-II (0911-20130)	83,65,386	
Fac. Dev.Fund Teqip-II (911-20147)	83,65,385	
HDFC FEE A/C No. 50100076748450	1,94,987	
HDFC G.B. A/C No. 50100076748473	14,880	
HDFC IY FEE A/C NO.50100106429164	32,858	
Maint. Fund Teqip-II (911-20154)	83,65,385	
Maintenance Fund OBC (0911- 0581)	7,913	
O.B.C.Current A/c (G - 1)	13,90,793	
O.B.C.Current A/c (OBC-PMS)	3,73,735	
O.B.C.Current A/c (SC-PMS)	4,72,006	
O.B.C.Current A/c (ST-PMS)	10,487	
OBC Current A/c (09111131001444)	58,01,821	
OBC Saving (1018)9112010034640	82,52,914	
OBC Saving(1019)9112010000070	4,96,31,146	
ODOBC NEW A/CNO.9115015001928	504	
Online A/cno.09112191037558	4,77,276	
SBI A/cno.40055384541(Saving)	3,09,946	
SBI A/cno.40055523790(Saving)	60,719	
SMDP Proj.OBC A/cno.09112191041982	17,39,730	
Staff Development Fund-(OBC)0911-567	7,913	10,53,37,943
GRAND TOTAL SCHEDULE -"I"		10,53,37,943



SCHEDULE "J"

PARTICULARS	Op. Balance	Oth. Rec.	Payments	Cl. Balance
Loan & Advances (Assets)				
A. LOAN TO STAFF				
Salary Advance	3,15,465	2,10,63,806	2,10,95,786	2,83,485
Total Loan to Staff	3,15,465	2,10,63,806	2,10,95,786	2,83,485
B. ADVANCE (as per ledger)				
Staff	17,12,580	23,28,482	36,05,281	4,35,781
Outside Parties/Firms	50,59,661	-	1,02,666	49,56,995
Total Advance (As per Ledger)	67,72,241	23,28,482	37,07,947	53,92,776
C. OTHER ADVANCES				
6th Arrear Teaching (II & III) In.	5,27,14,831	9,58,465	-	5,36,73,296
AICTE(Margdarshan)Dr.M.L.Jain20.94L	9,389	-	-	9,389
Bill Desk (Crisp, Bhopal) New	2,03,100	27,900	-	2,31,000
Crisp Portal Charges	8,548	-	-	8,548
DST-NIMAT PROJ.Dr.KrishnakantDhakar	4,142	-	-	4,142
DTE BHOPAL (Tution Fees Receivable)	24,52,500	11,37,000	15,47,000	20,42,500
MPCOST Rachna Navlakhe	-	35,000	28,000	7,000
GIAN Programme Dr. M.L.Jain	14,464	-	-	14,464
I.C.Of Medical Rch Dr.J.T.Andrew	11,030	-	-	11,030
ISTE Workshop Sh.R.S.Mandloi	1,250	-	-	1,250
MP Coun.Of Dr. JT Andrews12.59 Lakh	2,05,792	-	-	2,05,792
MPCOST-Dr.Sudhir S.Bhadauria	20,905	-	-	20,905
MPCSTShailendra Sharma(SolarRoofTop	1,33,040	30,000	-	1,63,040
N.S.S. (DAVV) Indore	-	43,150	28,316	14,834
National Science Day 2013 Dr.J.T.A.	9,160	-	-	9,160
National W/S NanophotonicsDr.PK Sen	1,322	-	-	1,322
NRDMS Dr. S.K.Soni	1,00,102	-	-	1,00,102
PHE Training A/c	1,73,77,987	-	-	1,73,77,987
Pradhan Mantri KaushalVikas(PMKVYTI	25,920	1,00,000	-	1,25,920
RGPV Bhopal(Tution Fee)	30,34,000	-	-	30,34,000
SC/ST DTE Grant Stan.& Drw. Mat A/c	6,14,285	-	-	6,14,285
SC/ST/OBC Tution Fees	9,63,502	-	-	9,63,502
SCB	23,569	-	23,569	-
Total Other Advances	7,79,28,838	23,31,515	16,26,885	7,86,33,468
GRAND TOTAL SCHEDULE -"J"	8,50,16,544	2,57,23,803	2,64,30,618	8,43,09,729



SHRI G. S. INSTITUTE OF TECHNOLOGY & SCIENCE, INDORE

As on 31st March 2021

SCHEDULE "K"

Page No. 25

PARTICULARS

Amount in Rs. Amount in Rs.

OFFICE & ADMINISTRATIVE EXPENSES

Advertisement Exps.	69,296	
Affiliation Fees	1,88,050	
Bank Charges	29,511	
Books & Periodicals (U.G.)	4,572	
B-Pharmacy Deptt Exp. A/c	38,862	
Contingency Paid Estt. A/c	77,32,458	
Conv.To Dr.& Remu.To Compound.& Med	48,618	
Counselling Charges	5,896	
Electric Energy	35,12,269	
General Charges	34,116	
Honorium Accounts	25,052	
Insurance Exp. A/c	1,23,044	
Leaveries To Peons/Watchmen	67,710	
Legal Exp.	35,800	
Mediclaime Exps. [NI Co Ltd.]	11,09,200	
Municipal Taxes & Water Charges	11,01,772	
Postage & Telegraph	8,725	
Stationery & Printing	26,718	
Stores & Services	1,17,626	
Telephone Exps.	1,47,763	
Travelling A/c	17,795	1,44,44,853

GRAND TOTAL SCHEDULE -"K"

1,44,44,853

